



CRAIG SMITH'S

in-school presentations are about books and pictures and what authors, editors and illustrators do. But the main focus is on **drawing**.

Students will learn: **where** to begin, **what** to keep in mind, **how** to make choices, as well as **pointers** for bringing characters to life with movement and expression, comedy and drama. Every session includes LOTS of **hands-on** learning-by-drawing.

Suggested Audience

Primary: K-6, Secondary: 7-9

'... he has such a fresh creative approach and relates well with the students. He was receptive to what we were trying to achieve and the teachers (all six of them) were really happy with his presentations in support of the visual literacy unit.'
Su Allen (Balwyn)

ABOUT CRAIG SMITH

Craig has illustrated over 400 books over 40 years, including picture books, chapter books, junior novels and educational readers, collaborating with many of Australia's most experienced writers and editors.

The writers include Paul Jennings, Doug MacLeod, Libby Gleeson, Sally Morgan, Emily Rodda, Duncan Ball, Gary Crew, Gillian Rubinstein and Nigel Gray.

The books include *Billy the Punk*, *Where's Mum?*, *Sister Madge's Book of Nuns*, *Bungawitta*, *Cabbage Patch Fib (series)*, *Emily Eyefinger (series)*, *Toocool (series)*, *I Hate Fridays (series)*, *Going Bush With Grandpa (series)*.

* Recent books include *The Unforgettable What's His Name*, *The Windy Farm*, *Some Secrets Should Never Be Kept*, *Remarkably Rexy*, *Gus Dog Goes To Work*, *I Was Only Nineteen* and *Chooks in Dinner Suits*.



SESSION INFORMATION FOR TEACHERS

Craig's presentation is organised around the questions and choices an illustrator faces in composing a picture, and the fun to be had working it all out. These questions include characterisation, when & where a story is set, choosing what moment to draw, choosing a viewpoint, arranging the main shapes on the picture plane, thinking about expressive movement and body language, using light and shadow.







Every session is a bit different, but each is in part a workshop, with the aim of making everybody feel comfortable drawing.

Session Outline

A brief **show and tell** of some finished art examples.

A rapidly drawn **draft** illustration highlighting the structural drawing upon which detail and emphasis is later added.

A **fun** exercise for students, in response to a short text. Students are guided to draw in a deliberately rough, imprecise way – sketching and arranging the simplest shapes first, thinking about the choices, linking ideas. In this way all students can experience how an illustration begins to take shape.



MORE SESSION INFORMATION

Drawing tasks are designed to be age appropriate and considerate of the audience.

The sessions are a comfortable 50 to 70 minutes long.

- * Several books will be referenced during the sessions, but familiarity with these titles is not essential.

Craig is willing to discuss alternate approaches to suit a school's particular needs.

SPEAKER REQUIREMENTS

Easel or **whiteboard** to accommodate A1 sized paper.

Craig will supply his own materials and papers.

For students, the school should provide

A4 photocopy paper as well as greylead pencils, erasers (optional) and books or boards to lean on.

GENERAL BOOK SALES AND SIGNING

If book sales are desired, Craig can supply an order form, or schools may wish to contact their favourite bookseller.

Available books are listed on Craig's website.

www.craigsmithillustration.com/school

Craig is happy to sign books, time permitting.

BOOKING INFORMATION

All enquiries welcome. Bookings can be made for schools right around Australia, including rural and regional areas.


For information on available dates, cost and session details, or to make a booking, please check out [booking agency](http://www.craigsmithillustration.com/contact/links) details

www.craigsmithillustration.com/contact/links

Or contact Craig directly:

craig@craigsmithillustration.com


* LASTLY



One important teaching text is *Doctor Frankenstein's Other Monster* by Nigel Gray. The main characters of the story are familiar to just about everybody. From the opening lines the story has sharp opportunities for inventive illustration. Teachers' Notes for this title are available free on my website.


A companion book, *Picture This: An Illustration Tutorial*, is available as a recap and extension of a school visit. Aimed squarely at young artists it covers Craig's pointers in more detail.

Both these titles are available from his website.



'I enjoyed learning how to draw things that I thought were hard before.'

via Rebecca Marchencov (Joondalup)



'I am not a good drawer but he made it fun and kept it simple so I could understand and try'

via Rebecca Marchencov (Joondalup)

'Thank you so much. I enjoyed every moment of the wonderful lesson. I learnt so much I can't write it on my page... It was epic.'

Travis (Aubin Grove)

TESTIMONIALS

'We were absolutely thrilled with Craig Smith's visit last Tuesday. He kept the children enthralled with his entertaining manner and the creation of his drawings. They were especially delighted with their ability to create their own characters in their own drawings... Feedback from parents has also indicated that children talked positively about their experience at home.'

L. Kennedy (Swan Reach)

'... he was able to engage his teenage audiences and keep them engaged for 100 minutes at a time, which is no mean feat with children aged 12 to 14. All artwork produced was of a very high standard, with students themselves often expressing surprise that they could actually draw so well. This was due to Craig's guidance and encouragement.'

Christine Smith (Geraldton)

'... he is a vibrant speaker who is well organised with very interesting props ...'

Robyn Williams (McDonald Park)